



HUD.GOV DRUPAL DOCUMENTATION

**For use by the
U.S. Department of Housing and Urban Development**

July 2021



Contents

- Overview 2
- Intended Audience..... 2
- Revision Log 2
- Login Details 3
- User Dashboard..... 3
- Workflow Steps 4
 - Create Content..... 5
 - All Content 11
 - My Drafts 11
 - Needs Review..... 12
 - File Browser 12
 - My Profile..... 14
 - Link..... 15
 - Slideshow 16
- Appendix A: Template List 19
- Appendix B: Styles and HTML Guide..... 22
- Appendix C: Custom Classes 23
 - Press Release Styles 23
 - Press Release Title..... 23
 - PressReleaseSubtitle..... 24
 - Press Footer..... 24
 - General Custom Classes..... 25
 - RedSubheader..... 25
 - Genlink 25

HUD.gov Drupal Documentation

Overview

This is to be used as a user guide to login to the hud.gov Drupal interface, create content, edit content, approve content and upload files.

Intended Audience

This document is intended for use by those individuals seeking to add content to the HUD.gov web environment using hand coded html. This document assumes the reader already has a basic knowledge of Hyper Text Markup Language and Cascading Style Sheets.

Revision Log

Release No.	Date	Revision Description
Rev. 0	09/22/2017	HUD.GOV Drupal Documentation
Rev. 1	02/01/2018	Updated templates in Appendix A
Rev. 2	07/01/2021	Updated styles and classes

Login Details

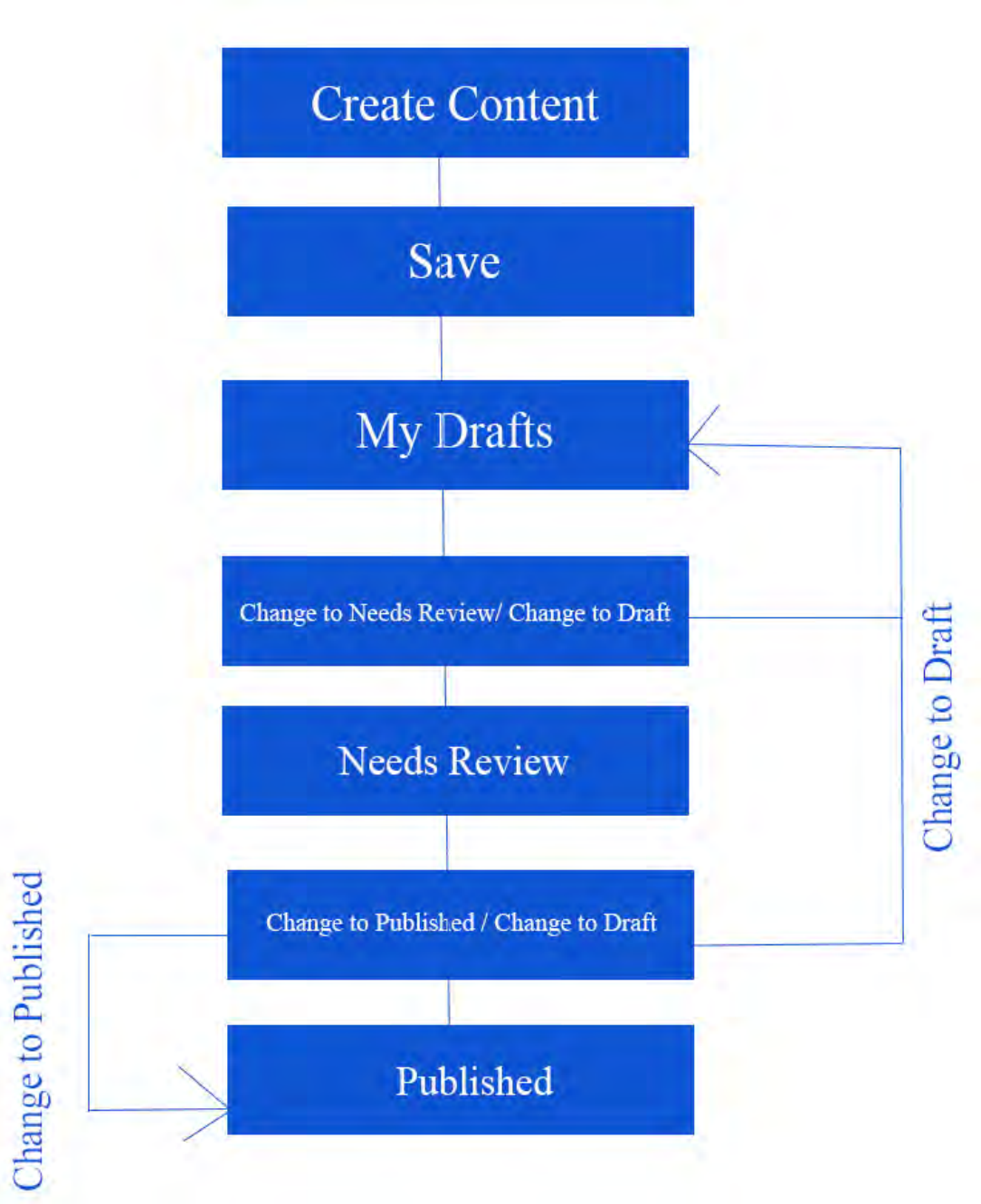
The login page is accessible at <https://mgmt.hud.gov/user/login>.

User Dashboard

Once you login in to your account, <https://mgmt.hud.gov/user>, there will be 8 links on the top.

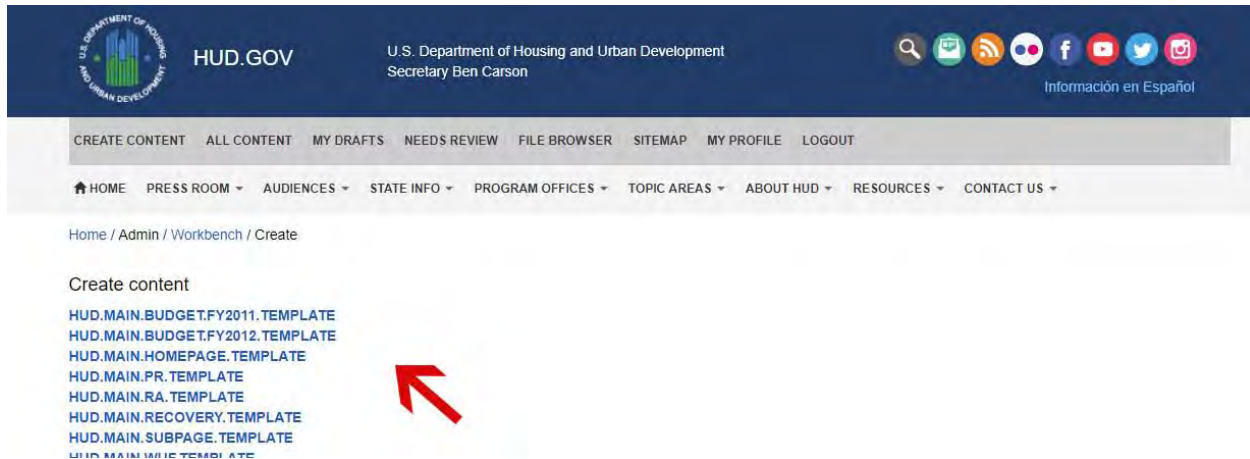
The screenshot shows the HUD.GOV user dashboard. At the top, there is a dark blue header with the HUD.GOV logo on the left, the text "HUD.GOV" in the center, and "U.S. Department of Housing and Urban Development Secretary Ben Carson" on the right. To the right of the text are several social media icons: a magnifying glass, an envelope, a RSS feed, a speech bubble, Facebook, YouTube, Twitter, and Instagram. Below the header is a light gray navigation bar with the following links: CREATE CONTENT, ALL CONTENT, MY DRAFTS, NEEDS REVIEW, FILE BROWSER, MY PROFILE, SITEMAP, and LOGOUT. The main content area has a breadcrumb trail: Home / Users / Traininguser. Below this are two buttons: "View" and "Edit". Underneath is a "History" section with the text "Member for 3 months 4 weeks".

Workflow Steps



Create Content

CREATE CONTENT is used for creating **new pages**.



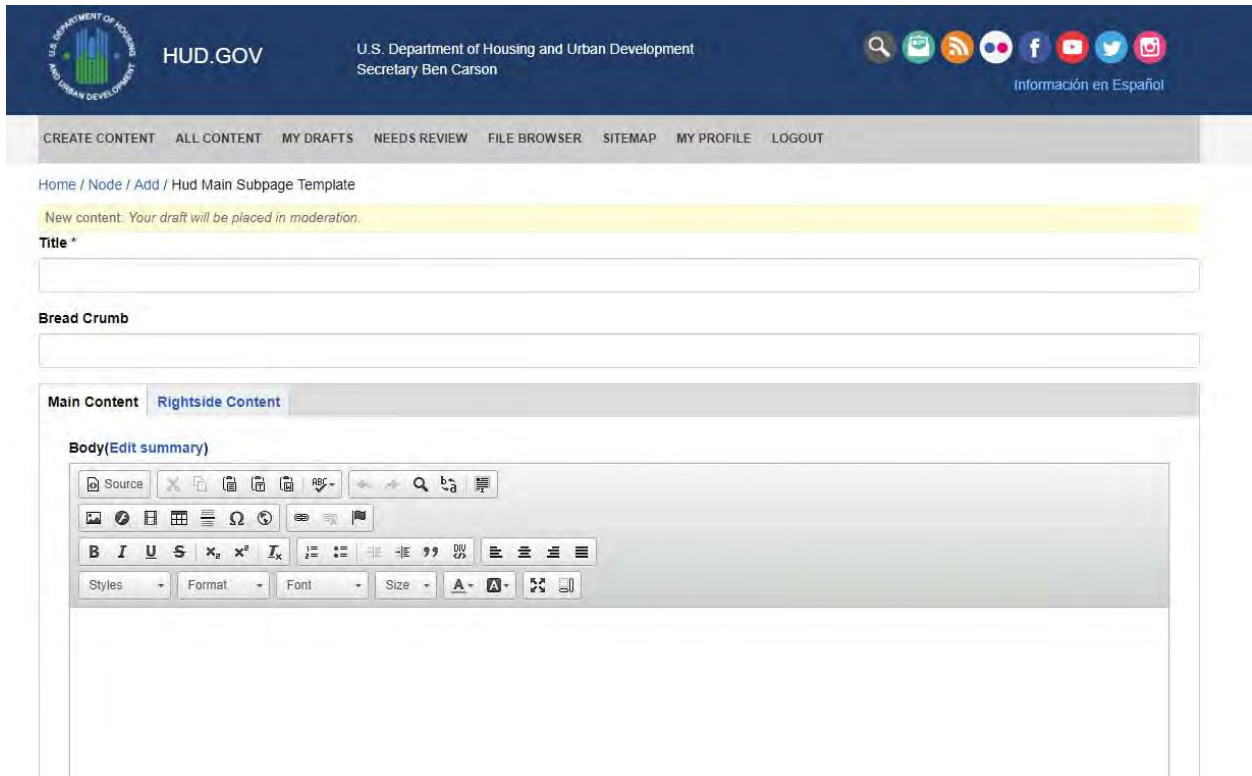
To create a new page:

1. Select the Template from the list
2. Enter Title (a required field), Name, and Bread Crumb
3. Put in your codes/content in the Body section, using either Source or WYSIWYG
4. There is an option to add Slideshows. If the page does not need a slide, skip that.
5. Once the page is updated with content, click "Save".
6. Now if you go back to "All Content" you can see the page, you just created, under "My Edits".
7. You can edit the page by clicking on that item, or clicking 'edit' under Action column.
8. Once a page is saved, it goes to the My Drafts.
9. Click on "My Drafts" > View moderation history
10. If you have the approval rights, you can approve your page from "Needs Review". Click Apply. It will go to Published > Click Apply if the page looks good.
11. Click View to see the published page

Webpage Creation

To create a new page, first click on **CREATE CONTENT** from the top navigation menu.

Then from the Create Content page select **HUD.PO.HH.HOME.PAGE.TEMPLATE**. The templates available for the user are based on user roles. More details of [Appendix B: User Roles](#) and [Appendix A: Template List](#) are available. The following Page Creation screen will allow you to input your content into the **Homepage Template**



Title: The title field will be displayed in your browser’s title bar.

Bread Crumb: This text will be displayed in the bread crumb section of the www.hud.gov site.

Body: The body field is the main content area for your page. A **WYSIWYG** editor may be used by default to enter content, or clicking on the “Source” button will allow you to enter code directly.

Following features are available using **WYSIWYG**.

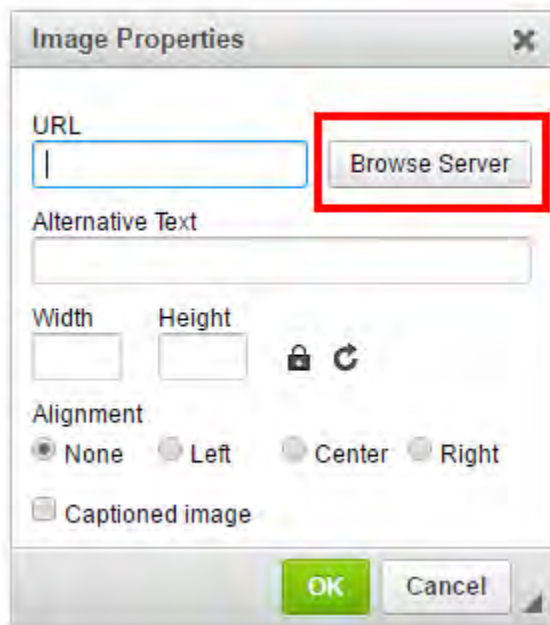
- Insert an existing image
- Upload a new image
- Insert an existing file
- Upload a new file
- Add a hyperlink to an existing file
- Add an external hyperlink
- Add an internal hyperlink

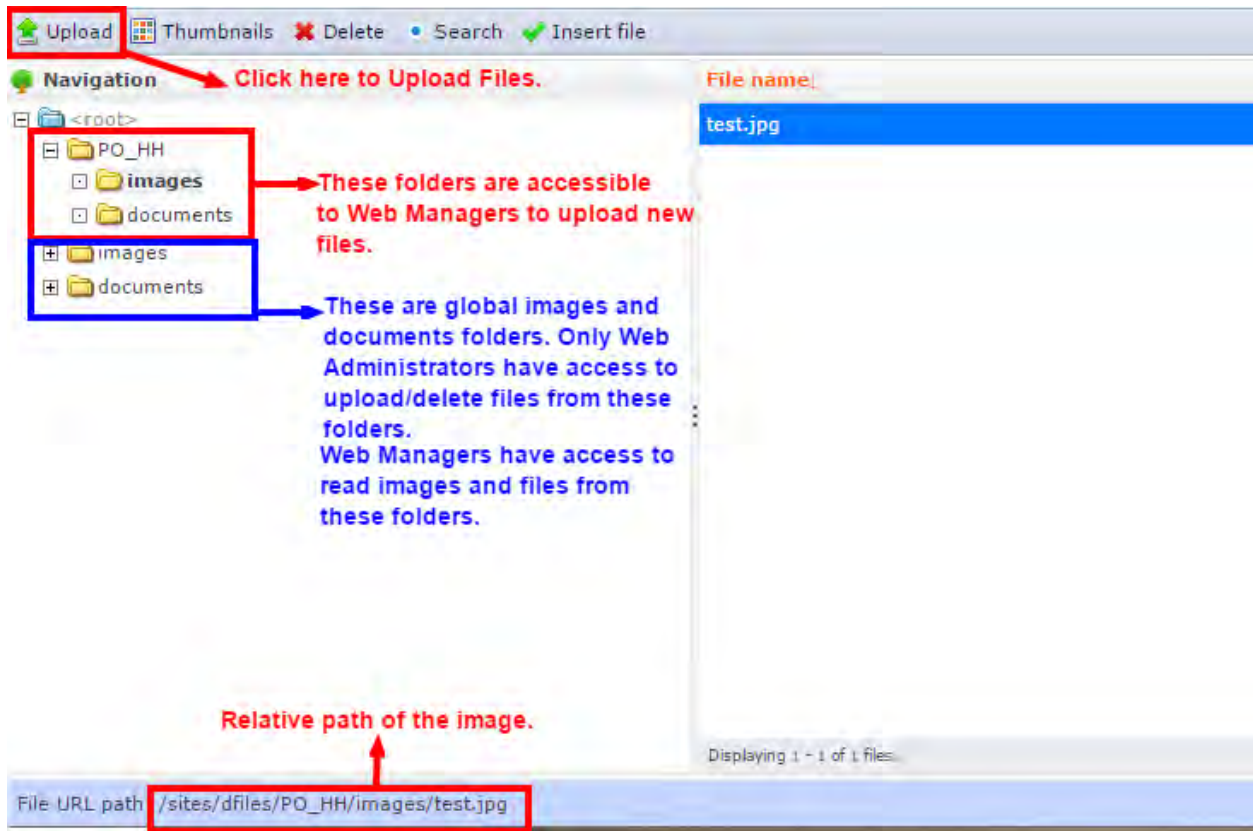


Click the “Image” icon to upload/insert an image into the body. The following screen for “Image Properties” is displayed. If you know the path of the image, you can place it in the URL.

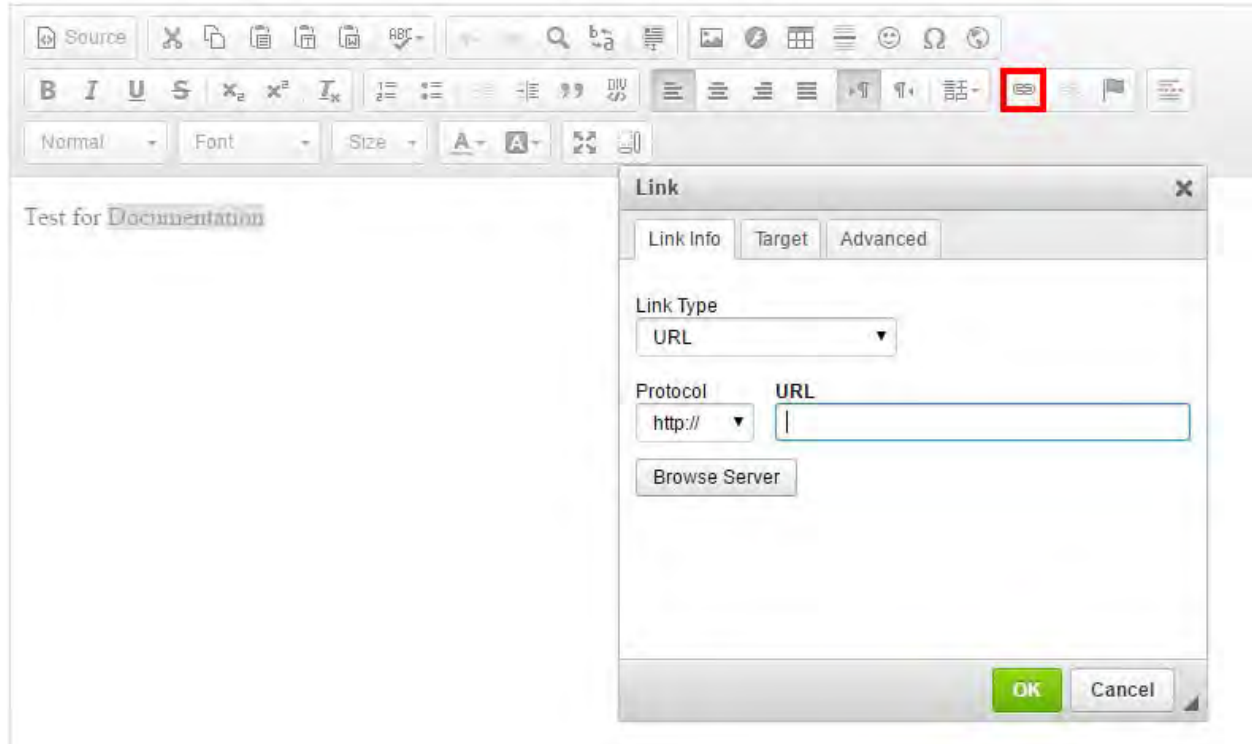
Note: It is recommended to use relative path for the images.

If you would like to insert/upload an image. Click on the “Browser Server”. More details are available in “File Browser” section.





Click the **“Link”** icon from WYSIWYG editor to add a link. A screenshot is provided below. More details are available at **“Link”** section.



Slideshow: The slideshow section allows you add rotating slides to your landing pages. More details are available at “[Slideshow](#)” section.

Note: The slideshow can only be used with the **Homepage Template(s)**.

RightSide-FreeHTML: This section is for optional content and is placed in the right-hand column of the page. In the **Homepage Template**, the right-hand column will display next to the slideshow.

The Slideshow section and RightSide-FreeHTML sections are optional content which may be used to add a slideshow and content for the right-hand column.

Once the page is updated with content, click “Save”.

By default, all the pages get saved in “**Draft**” mode. In order to view the drafts, click on the “**My Drafts**” link from the top menu. Change the status to “Needs Review”.



HUD.GOV U.S. Department of Housing and Urban Development Secretary Ben Carson

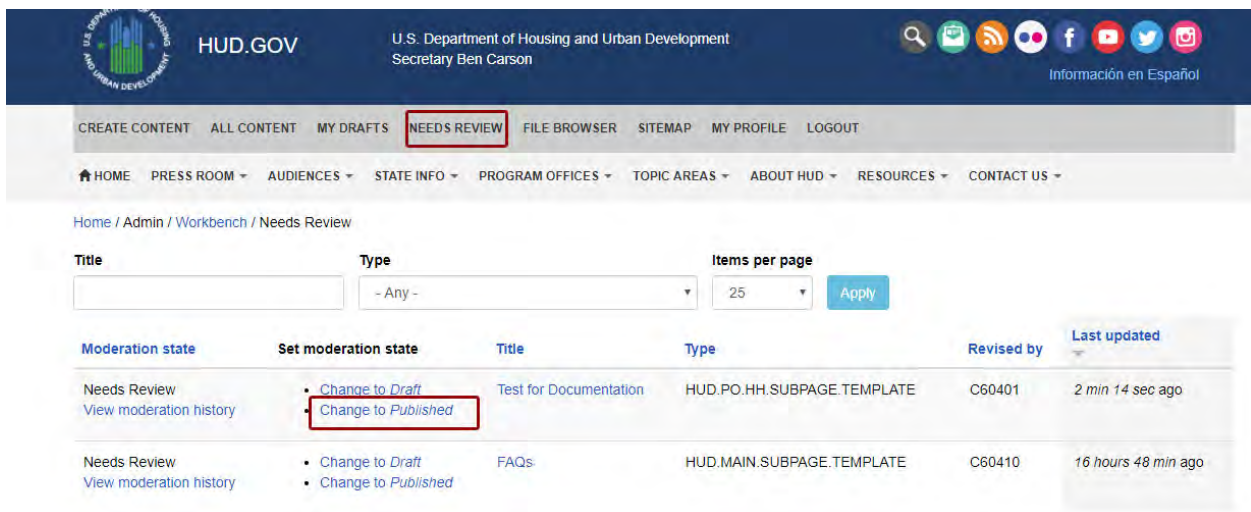
CREATE CONTENT ALL CONTENT **MY DRAFTS** NEEDS REVIEW FILE BROWSER SITEMAP MY PROFILE LOGOUT

HOME PRESS ROOM AUDIENCES STATE INFO PROGRAM OFFICES TOPIC AREAS ABOUT HUD RESOURCES CONTACT US

Home / Program Offices / Healthy Homes and Lead Hazard Control / Test for Documentation

HUD.PO.HH.SUBPAGE.TEMPLATE Test for Documentation has been created.

If you have the approver permissions, you will be able to see the page under **“Needs Review”**. Click on **“Change to Published”** if the page looks good. Click on **“Change to Draft”** if there are further changes to be made to the webpage.



HUD.GOV U.S. Department of Housing and Urban Development Secretary Ben Carson

CREATE CONTENT ALL CONTENT MY DRAFTS **NEEDS REVIEW** FILE BROWSER SITEMAP MY PROFILE LOGOUT

HOME PRESS ROOM AUDIENCES STATE INFO PROGRAM OFFICES TOPIC AREAS ABOUT HUD RESOURCES CONTACT US

Home / Admin / Workbench / Needs Review

Title Type Items per page

- Any - 25 Apply

Moderation state	Set moderation state	Title	Type	Revised by	Last updated
Needs Review View moderation history	<ul style="list-style-type: none"> Change to Draft Change to Published 	Test for Documentation	HUD.PO.HH.SUBPAGE.TEMPLATE	C60401	2 min 14 sec ago
Needs Review View moderation history	<ul style="list-style-type: none"> Change to Draft Change to Published 	FAQs	HUD.MAIN.SUBPAGE.TEMPLATE	C60410	16 hours 48 min ago

The newly published page will now show up under **“All Content”** from the top navigation menu. Your page will be listed under **“My Edits”**. You may make additional edits by clicking **‘edit’** under **Action** column.

All Content

The user can browse through the pages, can **search** or **filter** the pages using the **Title, Type, or Published status**. **The users will be able to edit only the pages they have access to.**

CREATE CONTENT ALL CONTENT MY DRAFTS NEEDS REVIEW FILE BROWSER SITEMAP MY PROFILE LOGOUT

HOME PRESS ROOM AUDIENCES STATE INFO PROGRAM OFFICES TOPIC AREAS ABOUT HUD RESOURCES CONTACT US

Home / Admin / Workbench / Content / All

My Edits All Recent Content

Title Type Published Items per page

- Any - - Any - 25 [Apply](#)

Title	Type	Published	Author	Last updated	Actions
Help With Your Utility Bills: Connecticut	HUD.STATE.SUBPAGE.TEMPLATE	Yes	psinfra	3 min 52 sec ago	edit
Test for Documentation	HUD.PO.HH.SUBPAGE.TEMPLATE	No	C60401	3 min 57 sec ago	edit
CY 2012 Eligibility Letters	HUD.PO.PIH.SUBPAGE.TEMPLATE	Yes	psinfra	15 min 7 sec ago	edit
Final Obligation Letters - October through December 2011	HUD.PO.PIH.SUBPAGE.TEMPLATE	Yes	psinfra	17 min 14 sec ago	edit
July - September Obligation Letters	HUD.PO.PIH.SUBPAGE.TEMPLATE	Yes	psinfra	18 min 26 sec ago	edit

My Drafts

My Drafts will show you any page that was saved as **Draft** and **not** sent for review.

U.S. DEPARTMENT OF HOUSING AND URBAN DEVELOPMENT HUD.GOV U.S. Department of Housing and Urban Development Secretary Ben Carson

CREATE CONTENT ALL CONTENT MY DRAFTS NEEDS REVIEW FILE BROWSER SITEMAP MY PROFILE LOGOUT

HOME PRESS ROOM AUDIENCES STATE INFO PROGRAM OFFICES TOPIC AREAS ABOUT HUD RESOURCES CONTACT US

Home / Admin / Workbench / Drafts

Title Type State Items per page

- Any - - Any - 25 [Apply](#)

Moderation state	Set moderation state	Title	Type	Revised by	Last updated
Draft View moderation history	<ul style="list-style-type: none"> Change to Needs Review 	Test for Documentation	HUD.PO.HH.SUBPAGE.TEMPLATE	C60401	3 sec ago

Needs Review

Needs Review will show any page that needs to be reviewed before pushing to Production.

HUD.GOV U.S. Department of Housing and Urban Development Secretary Ben Carson

CREATE CONTENT ALL CONTENT MY DRAFTS NEEDS REVIEW FILE BROWSER SITMAP MY PROFILE LOGOUT

HOME PRESS ROOM AUDIENCES STATE INFO PROGRAM OFFICES TOPIC AREAS ABOUT HUD RESOURCES CONTACT US

Home / Admin / Workbench / Needs Review

Title Type Items per page

- Any - 25 Apply

Moderation state	Set moderation state	Title	Type	Revised by	Last updated
Needs Review View moderation history	<ul style="list-style-type: none">Change to DraftChange to Published	FAQs	HUD.MAIN.SUBPAGE.TEMPLATE	C60410	16 hours 52 min ago

File Browser

Search, Upload, Browse, or Delete images and documents using the **File Browser**.

CREATE CONTENT ALL CONTENT MY DRAFTS NEEDS REVIEW FILE BROWSER MY PROFILE LOGOUT

Home / User / 36 / Imce

Upload Thumbnails Delete Search

Navigation

- <root>
- HH
 - images
 - documents
 - images

File name:	Size	Width	Height	Date
cisco.png	2.01 KB	140	140	03/23/2017 - 14:36
cisco_0.png	2.01 KB	140	140	03/23/2017 - 14:36
dell.png	1.37 KB	140	140	03/23/2017 - 14:36
dell_0.png	1.37 KB	140	140	03/23/2017 - 14:36
digg.png	820 bytes	140	140	03/23/2017 - 14:36
ea.png	2.49 KB	140	140	03/23/2017 - 14:36
ebay.png	2.64 KB	140	140	03/23/2017 - 14:36
facebook.png	1.68 KB	140	140	03/23/2017 - 14:36
hp.png	2.26 KB	140	140	03/23/2017 - 14:36
img	1.86 KB	140	140	03/23/2017 - 14:36

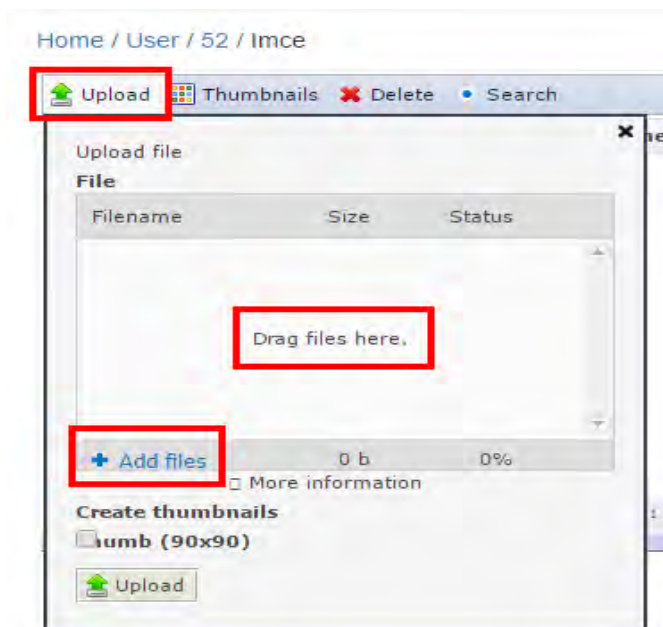
16 files using 94,46 KB of 2 MB

Based on [Appendix B: User Roles](#), the web managers will have access to specific Program Office folders. Each Program Office folder will have “Images” and “Documents” subfolders. Web Managers can **upload**, **delete** and **search** for images in these subfolders.

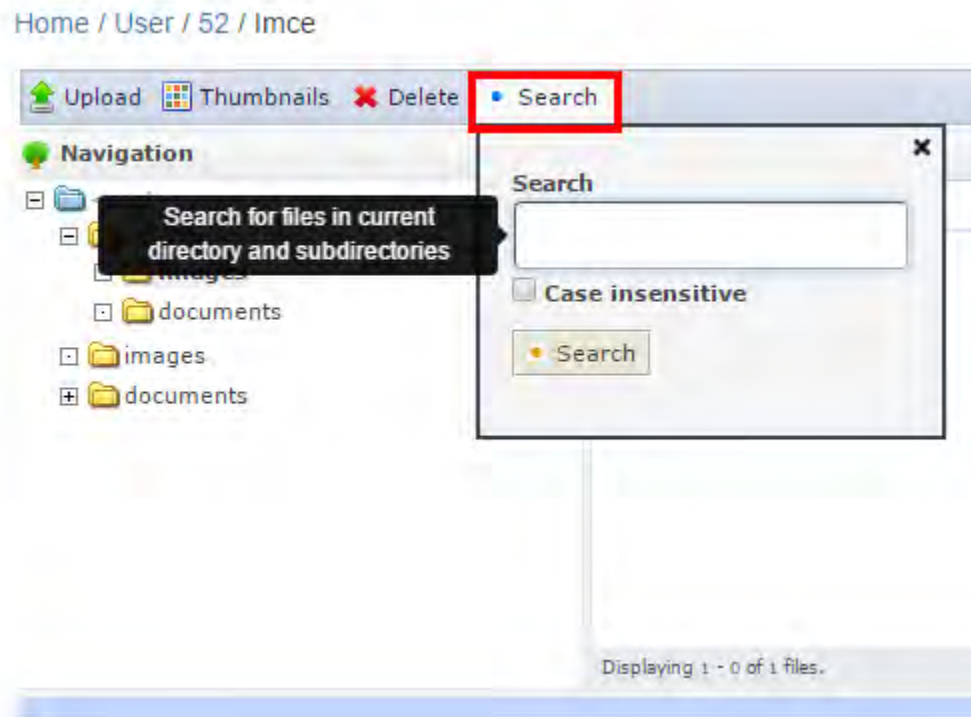


The Global “Images” and “Documents” folder is “Read-only” for Web Managers. Web Administrators have full access to these Global Images and Documents folders. Web Administrators will be able to upload/delete files in these global folders.

“Multiple Files” can be uploaded using the File Uploader. Files can be selected one at a time, multiple files at a time or dragged and dropped into the folder.



Search feature is available in all the folders. Click on a specific folder and select “Search” from the options.



My Profile

My profile contains Users' login information

Current password

Enter your current password to change the E-mail address or Password. Request new password.

E-mail address *

Password

Confirm password

Picture

Upload picture

Locale settings

Time zone

Link

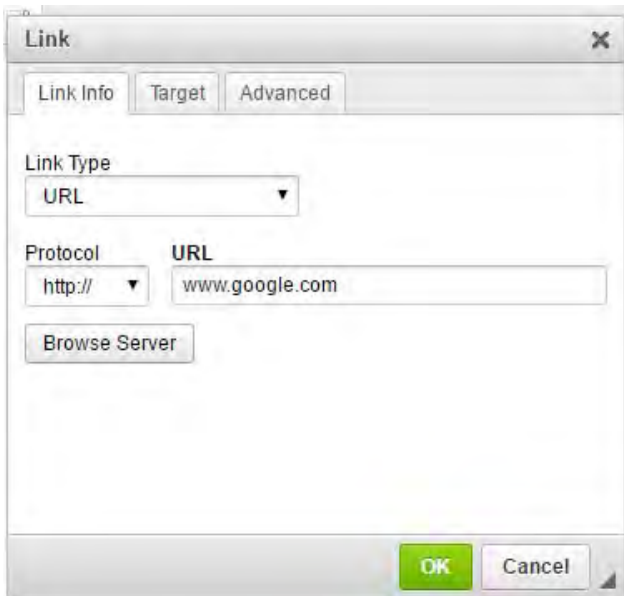
While creating a new content or editing an existing content, “**Link**” can be inserted using WYSIWYG editor. The following different types of links can be created using this widget.

1. External link

Select “URL” as “Link Type”

Select “http or https” as “Protocol”

Enter the URL in the URL field

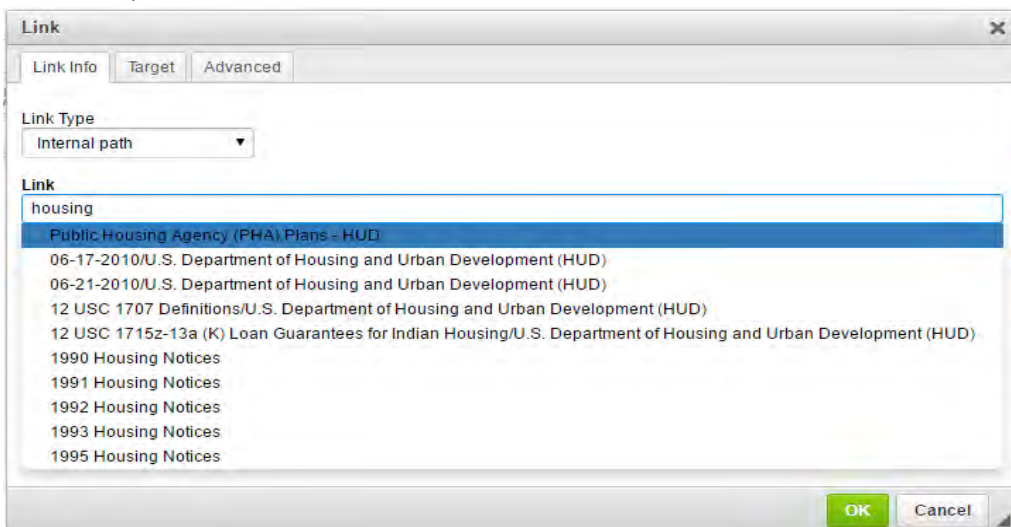


The screenshot shows a dialog box titled "Link" with three tabs: "Link Info", "Target", and "Advanced". The "Link Info" tab is selected. Under "Link Type", a dropdown menu shows "URL". Below this, the "Protocol" dropdown is set to "http://". The "URL" text field contains "www.google.com". A "Browse Server" button is located below the URL field. At the bottom of the dialog are "OK" and "Cancel" buttons.

2. Internal link

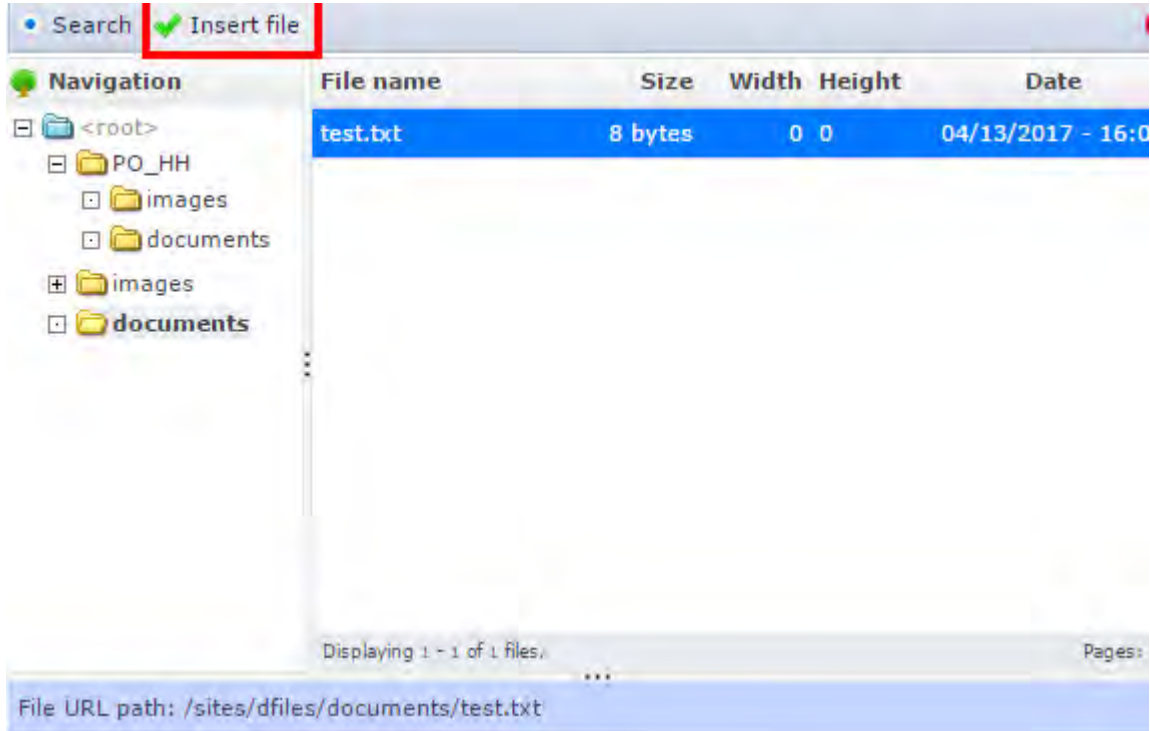
Select “Internal Path” as “Link Type”

Start typing the “Title” of the page you want to include and select the appropriate webpage from the options available.



The screenshot shows the same "Link" dialog box, but with the "Link Type" dropdown set to "Internal path". Below the dropdown, a search box contains the text "housing". A list of search results is displayed below the search box, with the first result, "Public Housing Agency (PHA) Plans - HUD", highlighted in blue. The other results include dates and titles related to the U.S. Department of Housing and Urban Development (HUD). At the bottom of the dialog are "OK" and "Cancel" buttons.

3. Link to an existing document
Select "URL" as "Link Type"
Select "Other" as "Protocol"
Enter relative path of the file in the "URL" if you are already aware of the file path.
To insert an existing file as a link, click on "**Browser Server**".



Slideshow


Note: The Slideshow creation tool is located in the Page Creation screen



Click on the SlideShow text located within the grey bar.

This will open the options for adding a new slide. In order to add additional slides, click on the blue **Add another item** button.

Slide sizes for landing pages (Width: 1200 pixels Height: 475 pixels)

Slides can be re-ordered by dragging the  icon into position

Slide Show

- SlideShow
- SlideShow
- SlideShow
- SlideShow
- SlideShow

Add another item

Slide Show

SlideShow

Slide Show Headline

Slide Show ImagePath

[Open File Browser](#)

No file chosen

[More information](#)

Slide Show ImageAlt

Slide Show ImageLink

Slide Show ImageLinkTarget

Slide Show ButtonPath

Slide Show ButtonLink

Slide Show ButtonLinkTarget

Slide Show Caption

SlideShow DisplayFlag

Slide Show Description

SlideShow Headline: This field will display as the Headline on the slide

SlideShow Description: This field will display the content after the headline

SlideShow ImagePath: Click on “Choose File” to select the image you would like to use.

SlideShow ImageAlt: Alternate Text for the Slideshow Images

SlideShow ImageLink: The URL link from the Image

SlideShow ImageLinkTarget: By default it opens on the same page. If you want it to open on a new browser window, enter **_blank**.

SlideShow ButtonLink: The URL link from the Button

SlideShow ButtonLinkTarget: By default it opens on the same page. If you want it to open on a new browser window, enter **_blank**.

SlideShow Caption: The Caption that will appear on Hover on the Image.

Appendix A: Template List

Template Name	Definition/Usage
HUD.MAIN.BUDGET.FY2011.TEMPLATE	Landing page of <i>HUD FY 2011 Budget</i>
HUD.MAIN.BUDGET.FY2012.TEMPLATE	Landing page of <i>HUD FY 2012 Budget</i>
HUD.MAIN.HOMEPAGE.TEMPLATE	Home page
HUD.MAIN.PR.TEMPLATE	<i>Press Release</i> pages
HUD.MAIN.RA.TEMPLATE	Not In Use
HUD.MAIN.RECOVERY.TEMPLATE	Not In Use
HUD.MAIN.SUBPAGE.TEMPLATE	All subpages that do not have a dedicated template
HUD.MAIN.WUF.TEMPLATE	All pages for <i>World Urban Forum</i>
HUD.PO.CFO.HOMEPAGE.TEMPLATE	Home page of <i>Chief Financial Officer Program Office</i>
HUD.PO.CFO.SUBPAGE.TEMPLATE	All subpages of <i>Chief Financial Officer Program Office</i>
HUD.PO.CPD.HOMEPAGE.TEMPLATE	Home page of <i>Community Planning and Development Program Office</i>
HUD.PO.CPD.SUBPAGE.TEMPLATE	All subpages of <i>Community Planning and Development Program Office</i>
HUD.PO.CPO.HOMEPAGE.TEMPLATE	Home page of <i>Chief Procurement Officer Program Office</i>
HUD.PO.CPO.SUBPAGE.TEMPLATE	All subpages of <i>Chief Procurement Officer Program Office</i>
HUD.PO.ED.HOMEPAGE.TEMPLATE	Home page of <i>Office of Economic Development Program Office</i>
HUD.PO.ED.SUBPAGE.TEMPLATE	All subpages of <i>Office of Economic Development Program Office</i>
HUD.PO.EEO.HOMEPAGE.TEMPLATE	Home page of <i>Equal Employment Opportunity Program Office</i>
HUD.PO.EEO.SUBPAGE.TEMPLATE	All subpages of <i>Equal Employment Opportunity Program Office</i>
HUD.PO.ENF.HOMEPAGE.TEMPLATE	Home page of <i>Departmental Enforcement Center Program Office</i>
HUD.PO.ENF.SUBPAGE.TEMPLATE	All subpages of <i>Departmental Enforcement Center Program Office</i>
HUD.PO.ER.HOMEPAGE.TEMPLATE	Not In Use
HUD.PO.ER.SUBPAGE.TEMPLATE	Not In Use
HUD.PO.FB.HOMEPAGE.TEMPLATE	Home page of <i>Center for Faith-Based and Neighborhood Partnerships Program Office</i>
HUD.PO.FB.SUBPAGE.TEMPLATE	All subpages of <i>Center for Faith-Based and Neighborhood Partnerships Program Office</i>
HUD.PO.FHEO.HOMEPAGE.TEMPLATE	Home page of <i>Fair Housing And Equal Opportunity Program Office</i>
HUD.PO.FHEO.SUBPAGE.TEMPLATE	All subpages of <i>Fair Housing And Equal Opportunity Program Office</i>
HUD.PO.FPM.HOMEPAGE.TEMPLATE	Home page of <i>Field Policy and Management Program Office</i>

HUD.PO.FPM.SUBPAGE.TEMPLATE	All subpages of <i>Field Policy and Management Program Office</i>
HUD.PO.GC.HOMEPAGE.TEMPLATE	Home page of <i>General Counsel Program Office</i>
HUD.PO.GC.SUBPAGE.TEMPLATE	All subpages of <i>General Counsel Program Office</i>
HUD.PO.GR.HOMEPAGE.TEMPLATE	Home page of <i>Congressional / Intergovernmental Relations Program Office</i>
HUD.PO.GR.SUBPAGE.TEMPLATE	All subpages of <i>Congressional / Intergovernmental Relations Program Office</i>
HUD.PO.HA.HOMEPAGE.TEMPLATE	Home page of <i>Office of Hearings and Appeals Program Office</i>
HUD.PO.HA.SUBPAGE.TEMPLATE	All subpages of <i>Office of Hearings and Appeals Program Office</i>
HUD.PO.HH.HOMEPAGE.TEMPLATE	Home page of <i>Office of Lead Hazard Control and Healthy Homes (OLHCHH) Program Office</i>
HUD.PO.HH.SUBPAGE.TEMPLATE	All subpages of <i>Office of Lead Hazard Control and Healthy Homes (OLHCHH) Program Office</i>
HUD.PO.HOUSING.HOMEPAGE.TEMPLATE	Home page of <i>Housing Program Office</i>
HUD.PO.HOUSING.SUBPAGE.TEMPLATE	All subpages of <i>Housing Program Office</i>
HUD.PO.LABOR.HOMEPAGE.TEMPLATE	Home page of <i>Davis Bacon and Labor Standards Program Office</i>
HUD.PO.LABOR.SUBPAGE.TEMPLATE	All subpages of <i>Davis Bacon and Labor Standards Program Office</i>
HUD.PO.OA.HOMEPAGE.TEMPLATE	Home pages of <i>Office of Administration Program Office</i> pages
HUD.PO.OA.SUBPAGE.TEMPLATE	Subpages of <i>Office of Administration Program Office</i> pages
HUD.PO.OCHCO.HOMEPAGE.TEMPLATE	Home pages of <i>Chief Human Capital Officer Program Office</i> pages
HUD.PO.OCHCO.SUBPAGE.TEMPLATE	Subpages of <i>Chief Human Capital Officer Program Office</i> pages
HUD.PO.OCIO.HOMEPAGE.TEMPLATE	Home page of <i>Chief Information Officer Program Office</i> page
HUD.PO.OCIO.SUBPAGE.TEMPLATE	Subpages of <i>Chief Information Officer Program Office</i> page
HUD.PO.PA.HOMEPAGE.TEMPLATE	Home page of <i>Public Affairs Program Office</i> page
HUD.PO.PA.SUBPAGE.TEMPLATE	Subpages of <i>Public Affairs Program Office</i> page
HUD.PO.PIH.HOMEPAGE.TEMPLATE	Home page of <i>Public and Indian Housing Program Office</i> page
HUD.PO.PIH.SUBPAGE.TEMPLATE	Subpages of <i>Public and Indian Housing Program Office</i> page
HUD.PO.SDB.HOMEPAGE.TEMPLATE	Home page of <i>Small / Disadvantaged Business Utilization Program Office</i>
HUD.PO.SDB.SUBPAGE.TEMPLATE	Subpages of <i>Small / Disadvantaged Business Utilization Program Office</i>
HUD.PO.SPM.HOMEPAGE.TEMPLATE	Home page of <i>Office of Strategic Planning and</i>

	<i>Management Program Office</i>
HUD.PO.SPM.SUBPAGE.TEMPLATE	Subpages of <i>Office of Strategic Planning and Management Program Office</i>
HUD.PO.REGION2.PR.TEMPLATE	Press Release pages for Region II
HUD.STATE.HOMEPAGE.TEMPLATE	Landing pages of all States
HUD.STATE.SUBPAGE.TEMPLATE	Subpages of all states

Appendix B: Styles and HTML Guide

Slide Image Dimensions: 1200px (width) x 475px (height)

Headers (for main page and major landing pages):

font-family: 'Poppins', sans-serif; font-size: 48px; font-weight: 600;

Sub-headers (for main page and major landing pages):

color: #163667; font-family: 'Poppins', sans-serif; font-size: 36px; font-weight: 600;

Small Sub-headers (for main page and major landing pages):

color: #163667; font-family: 'Poppins', sans-serif; font-size: 18px; font-weight: 600;

Text:

font-family: 'IBM Plex Serif', serif; font-size: 16px; font-weight: 400;

Inner Page Headers:

font-size: 26px; color: #000; padding-bottom: 10px; margin: 0.67em 0; text-transform: uppercase;

Red Subheader:

font-family: 'Poppins', sans-serif; color: #e60000 !important; font-weight: bold; text-transform: uppercase;

Appendix C: Custom Classes

The following classes can be used to identify Titles, Subtitles on Press Release and other pages. All the custom classes are provided with examples of code snippets on how to use them.

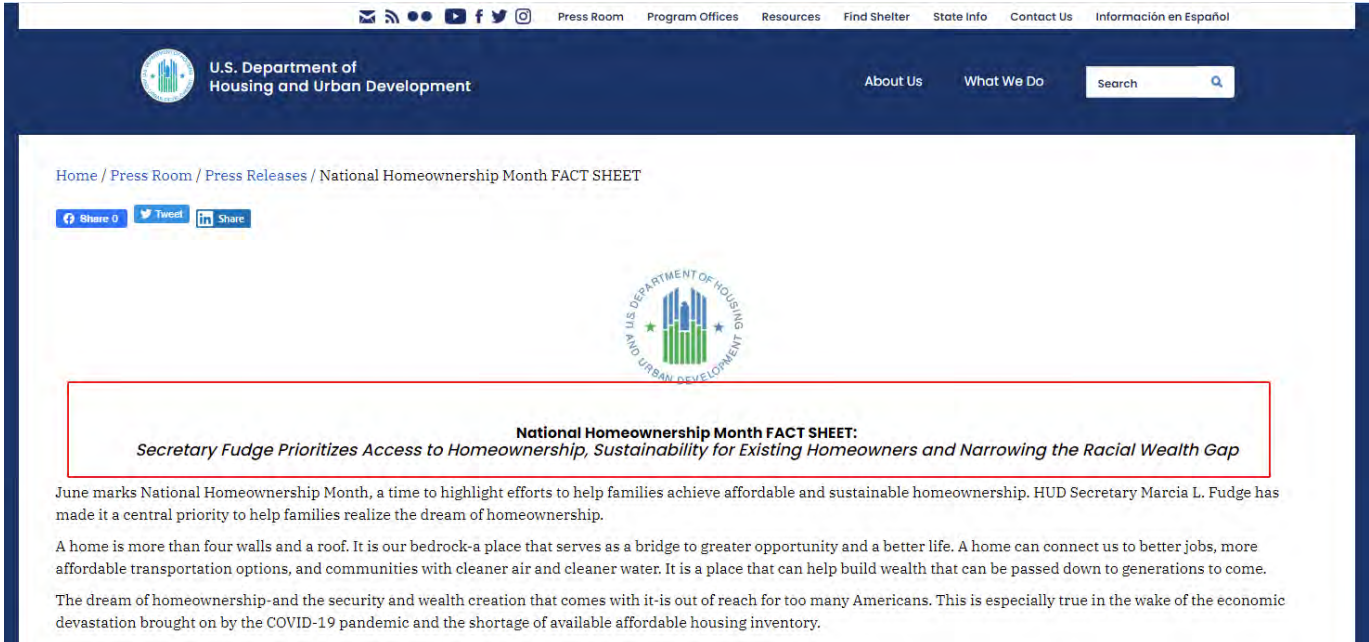
Press Release Styles

Press Release Header:

font-family: 'Poppins', sans-serif;
font-size: 18px;
font-weight: 500;

Press Release SubTitle:

font-family: 'Poppins', sans-serif;
font-style: italic;
font-size: 18px;



The screenshot shows the top navigation bar of the U.S. Department of Housing and Urban Development website. The header includes the department's logo and name, along with navigation links for 'About Us' and 'What We Do', and a search box. Below the header, the breadcrumb trail reads 'Home / Press Room / Press Releases / National Homeownership Month FACT SHEET'. There are social media sharing buttons for Facebook, Twitter, and LinkedIn. The main content area features the HUD logo and a red-bordered box containing the following text:

National Homeownership Month FACT SHEET:
Secretary Fudge Prioritizes Access to Homeownership, Sustainability for Existing Homeowners and Narrowing the Racial Wealth Gap

June marks National Homeownership Month, a time to highlight efforts to help families achieve affordable and sustainable homeownership. HUD Secretary Marcia L. Fudge has made it a central priority to help families realize the dream of homeownership.

A home is more than four walls and a roof. It is our bedrock—a place that serves as a bridge to greater opportunity and a better life. A home can connect us to better jobs, more affordable transportation options, and communities with cleaner air and cleaner water. It is a place that can help build wealth that can be passed down to generations to come.

The dream of homeownership—and the security and wealth creation that comes with it—is out of reach for too many Americans. This is especially true in the wake of the economic devastation brought on by the COVID-19 pandemic and the shortage of available affordable housing inventory.

Press Release Footer:

<div class="message" id="prfooter">
<p align="center">###</p>

<p>HUD's mission is to create strong, sustainable, inclusive communities and quality affordable homes for all.

More information about HUD and its programs is available at www.hud.gov and https://espanol.hud.gov.</p>

<p>You can also connect with HUD on social media and follow Secretary Fudge on Twitter and Facebook or sign up for news alerts on HUD's Email List.</p>

<p>HUD COVID-19 Resources and Fact Sheets</p>










<p> </p>
</div>

###

*HUD's mission is to create strong, sustainable, inclusive communities and quality affordable homes for all.
More information about HUD and its programs is available at www.hud.gov and <https://espanol.hud.gov>.*

You can also connect with HUD on social media and follow Secretary Fudge on Twitter and Facebook or sign up for news alerts on HUD's Email List.

[HUD COVID-19 Resources and Fact Sheets](#)

   	Agency	Resources	U.S. Department of Housing and Urban Development
	About HUD	Resources	451 7th Street, S.W., Washington, DC 20410
	Secretary of HUD	A-Z Index	T: 202-708-1112
	Program Offices	Customer Experience	TTY: 202-708-1455
No Fear Act	FOIA	Find a HUD office near you	
Press Room	PDF Reader	    	

Privacy Policy | Web Policies | Accessibility | Sitemap

Red Subheader:

```
.text-bred {  
  color: #e60000 !important;  
  font-weight: bold;  
  font-family: 'Poppins', sans-serif;}
```

Genlink

```
.genlink ul li {padding-bottom: 5px;}  
  
.genlink ul{ padding: 0px; list-style-type: none;}  
  
.genlink li{ background: transparent url(/sites/default/files/images/redbullet.jpg) no-repeat 0px 3px;
```

```
<div class="genlink">  
<ul>  
  <li><a href="/program_offices/cfo/cfocussv" target="_self">Common Questions</a></li>  
  <li><a href="/program_offices/cfo/reports/cforept" target="_self">CFO Reports</a></li>  
  <li><a href="/sites/documents/cfoorgchart.pdf" target="_self">CFO Organization</a></li>  
  <li><a href="/program_offices/cfo/about/cfodir" target="_self">CFO Telephone  
Directory</a></li>  
</ul>  
</div>
```

```
padding-left: 15px;}
```